

ARNA GULVSERVICE AS

Reg.no.: 934 398 483

Report produced on 27.08.2025

MyScore AS currently cooperates with one of the largest players in the industry, Creditsafe. Creditsafe is an international credit-rating agency founded in Norway in 1997, with 18 offices in 12 countries and over 100,000 customers. The company has a licence from the Norwegian Data Protection Authority to operate a credit-rating business in Norway and MyScore develops and communicates this information to our customers.

Creditsafe collects, processes and enhances data from hundreds of different sources. A common denominator for all of their suppliers is that they maintain a high quality and data is updated either daily or at the maximum update rate, in other words as often as the source permits. When new information is collected daily, this means that you as a customer can always make a decision based on the most up-to-date information. Examples of Creditsafe's sources are the Brønnøysund Registers, the Register of Business Enterprises, the Register of Legal Entities, the Norwegian Tax Administration, the National Registry, number and address distributors, Statistics Norway and debt collection agencies.

**MYSORE AS****creditsafe**

.01

IDENTIFICATION

.02

SCORE (RATING)

.03

EXPLANATION OF SCORE

.04

SCORE HISTORY

.05

OWNER AND BOARD INFORMATION

.06

COMPANY INFORMATION

.07

PAYMENT REMARKS

.08

KEY FINANCIALS

.09

COMPLETE ACCOUNTS

.10

ANNOUNCEMENTS

ARNA GULVSERVICE AS

Company information

Visit address

Unnelandsneset 56, 5268 HAUKELAND

Reg.no

934398483

Safe.no

NO165069294

Legal form

AS

SCORE

42

(0-100)

Moderate risk



RATING

C

Moderate risk

Country

NO

Status

Active

Language

EN

Payment
remark

No

Today's Score

42

Moderate risk

Previous Score

20

Very high risk

Credit Limit

5,000 NOK

International Rating Class

C


Moderate risk

Score (1-100)

42

Moderate risk

Creditscore

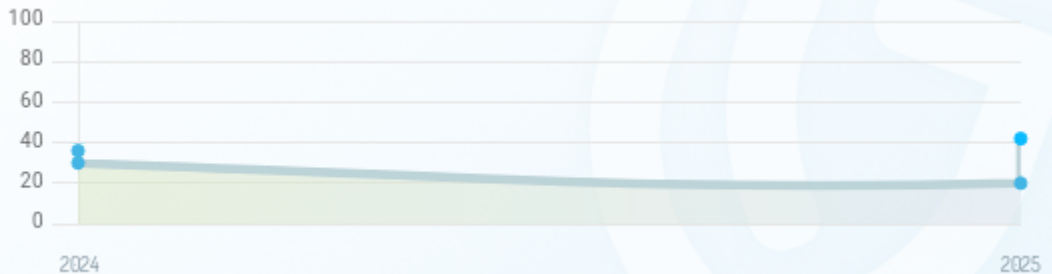
International Score	C
Score (0 - 100)	 <div>042100</div>
International description	Moderate risk
Current Credit Limit	5,000 NOK
Previous Creditsafe International Score	(A - E) D
Previous Creditsafe International Description	Very high risk
Previous national score (0 - 100)	20
Previous national description	Very High Risk
Previous Credit Limit	Not specified
Date of Latest Rating Change	15/05/2025

Creditsafe International Descriptions

International Score	Local Score	Very Low Description
A	71-100	Very low risk
B	51-70	Low risk
C	30-50	Moderate risk
D	21-29	High risk
D	1-20	Very high risk
E	Not Rated	

04. SCORE HISTORY

NB: Only last 15 events shown in the Graph



Score History

Change Date	Score	Description
15/05/2025	42	Moderate risk
21/02/2025	20	Very high risk
07/11/2024	30	Moderate risk
03/11/2024	36	Moderate risk

Event history

Date	Description
15/05/2025	Risk prognosis, decreased
15/05/2025	Company score, increased
15/05/2025	Limit, increase

21/02/2025	Risk prognosis, changed
21/02/2025	Companyscore, changed
21/02/2025	Limit, changed
07/11/2024	Rating change
03/11/2024	Limit change
03/11/2024	Rating change

Current Directors

Name	Address	Date of Birth	Function
Unneland, Christian	Unnelandsneset 56 5268 HAUKELAND	27/12/1982	General manager/CEO
Unneland, Christian	Unnelandsneset 56 5268 HAUKELAND	27/12/1982	Chairman of the board

Shareholders

Shareholder Name	Percentage share
Christian Unneland	100%

Signature & Procurement

Signatures	Daglig leder eller styrets leder hver for seg.
Procurement	No data available

Group Structure

No Group Structure information available for the company
--

Company Name

ARNA GULVSERVICE AS

Company Number

934398483

Safe Number

NO165069294

Legal form

AS

Share Capital

30,000 NOK

Industry code

43.330 Floor and wall covering

Number of Employees

1-4

City

HAUKELAND

Country

NO

Website Address

-

E-mail address

-

VAT

Yes

Registration Date

01/11/2024

Address

Unnelandsneset 56, 5268 HAUKELAND

Auditor

Not specified

Main Industry Code & Description

43.330 Floor and wall covering

Sector Code

2100

Payment Remarks

No

Remarks of Payment (Negative)

Type	Date	Source	Ref Nr	Amount	Creditor	Status
-	-	-	-	-	-	-


Voluntary Pledge (Not Negative)

Type	Date	Amount	Source	Ref Nr	Creditor	Status
-	-	-	-	-	-	-

Key financials

Note: All values displayed in 1000

Year to date	Total operating income	Profit Before Tax	TOTALEQUITY
31/12/2024	106	9	27



Results

Note: All values displayed in 1000

Financial year	2024
Currency	NOK
Consolidated Accounts	No
Sales Revenue	106
Other operating income	0
Total operating income	106
Cost of stocks	24
Change in stock of work in progress and finished goods	0
Change in work in progress	0
Wages & Salaries	0
Depreciation	0
Write down of tangible and intangible fixed assets	0
Other operating expenses	73
Total Operating expenses	97
Operating Profit	9
Other Interest income	0
Other financial expenses	0

Total Net Finance	0
Profit Before Tax	9
Tax	12
Profit After Tax	-3
Extraordinary Result	0
Tax on extraordinary result	0
Minority share before year result	0
Net Result After Dividends	-3
Dividends	0

Assets

Note: All values displayed in 1000

Research and development	0
Concessions, patents, licences trademarks and similar rights	0
Deferred tax asset	0
Goodwill / intangible assets	0
Other intangible fixed assets	0
Intangible Assets	0
Land & Buildings	0
Plant & Machinery	0
Total Tangible Assets	0

Operating equipment, fixtures, fittings, tools, office machines, etc.	0
Other fixed assets	0
TOTAL FIXED ASSETS	0
Raw materials and purchased semimanufactured goods	0
Finished goods	0
Other inventories	0
Total inventories	0
Trade Receivables	10
Other Receivables	0
Receivables to companies in the same group	0
Total receivable	10
Total funds / bank / post	80
TOTAL CURRENT ASSETS	90
TOTAL ASSETS	90

Equity and Liabilities

Note: All values displayed in 1000

Share Capital	30
Own shares (treasury stock)	0
Share Premiern Reserve	0

Other contributed equity	0
Total equity deposits	30
Minority interests (Groups)	0
Total Retained Earnings	-3
TOTAL EQUITY	27
Long Term Pension Commitments	0
Other Long Term Loans	0
Long Term Liabilities to Financial Institutions	0
Long-term group contribution liabilities	0
TOTAL LONG TERM LIABILITIES	0
Short Term Liabilities to Financial Institutions	0
Trade Creditors	34
Short Term Liabilities to Group	0
Other Creditors	0
Other Short Term Liabilities	28
TOTAL CURRENT LIABILITIES	62
TOTAL LIABILITIES	62
Total liabilities and equity	89

Miscellaneous

Note: All values displayed in 1000

Total Exports	0
Working Capital	27
Net Worth	27
Capital Employed	27
General manager salary	0
Auditor's remuneration	0

Ratios

Pre-Tax Profit Margin	8.49
Return on Capital Employed	33.33
Return on Total Assets Employed	10.11
Return on Net Assets Employed	33.33
Sales / Net Working Capital	3.93
Stock Turnover Ratio	0
Debtor Days	34.43
Creditor Days	117.08
Current Ratio	1.44
Liquidity Ratio / Acid Test	1.44
Current Debt Ratio	2.3
Solvency Ratio	0

Equity In Percentage	30.34
Total Debt Ratio	2.3

Auditors Remarks

Date	Comment
-	-

Announcements

NB: Only last 15 events shown in the Graph

Date	Announcements Type
12/05/2025	Approved end of year report and accounts
01/11/2024	New registration