



# EA BYGGG & EIENDOM AS

Report produced on 01.07.2026

Reg.no.: 935 294 576



MyScore AS currently cooperates with one of the largest players in the industry, Creditsafe. Creditsafe is an international credit-rating agency founded in Norway in 1997, with 18 offices in 12 countries and over 100,000 customers. The company has a licence from the Norwegian Data Protection Authority to operate a credit-rating business in Norway and MyScore develops and communicates this information to our customers.

Creditsafe collects, processes and enhances data from hundreds of different sources. A common denominator for all of their suppliers is that they maintain a high quality and data is updated either daily or at the maximum update rate, in other words as often as the source permits. When new information is collected daily, this means that you as a customer can always make a decision based on the most up-to-date information. Examples of Creditsafe's sources are the Brønnøysund Registers, the Register of Business Enterprises, the Register of Legal Entities, the Norwegian Tax Administration, the National Registry, number and address distributors, Statistics Norway and debt collection agencies.



**MyScore**

**creditsafe**

**.01**

IDENTIFICATION

**.02**

SCORE (RATING)

**.03**

EXPLANATION OF SCORE

**.04**

SCORE HISTORY

**.05**

OWNER AND BOARD INFORMATION

**.06**

COMPANY INFORMATION

**.07**

PAYMENT REMARKS

**.08**

KEY FINANCIALS

**.09**

COMPLETE ACCOUNTS

**.10**

ANNOUNCEMENTS

# EA BYGG & EIENDOM AS

## Company information

**Visit address**

Leirskogvegen 647, 2930 BAGN

**Reg.no**

935294576

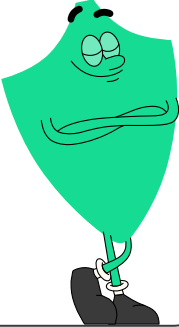
**Safe.no**

NO165963427

**Legal form**

AS

## 02. SCORE (RATING)

Country   NO	<b>RATING</b> D Very high risk
Status   Active	<b>SCORE</b> 15 Very high risk
Language   EN	
Payment Remarks   Yes	

Today's Score

15

Very high risk

Credit Limit

0 NOK

Score (1-100)

15

Very high risk

International Rating Class

D

Very high risk


Previous Score

56

Low risk

# 03. EXPLANATION OF SCORE

## Creditscore


International Score	D
Score (0 - 100)	 15
International description	Very high risk
Current Credit Limit	0 NOK
Previous Creditsafe International Score	(A - E) B
Previous Creditsafe International Description	Low risk
Previous national score (0 - 100)	56
Previous national description	Low Risk
Previous Credit Limit	Not specified
Date of Latest Rating Change	28/06/2026

## Creditsafe International Descriptions

International Score	Local Score	Description
A	71-100	Very low risk
B	51-70	Low risk
C	30-50	Moderate risk
D	21-29	High risk
D	1-20	Very high risk
E	Not Rated	

## 04. SCORE HISTORY

NB: Only last 15 events shown in the Graph



### Score History

Change Date	Score	Description
28/06/2026	15	Very high risk
25/05/2026	56	Low risk
21/05/2026	21	High risk
18/04/2026	56	Low risk
19/02/2026	21	High risk
12/02/2026	15	Very high risk
25/11/2025	21	High risk
02/04/2025	56	Low risk

## Event history

Date	Description
28/06/2026	Risk prognosis, increased
28/06/2026	Companyscore, decreased
25/05/2026	Risk prognosis, decreased
25/05/2026	Companyscore, increased
21/05/2026	Companyscore, decreased
21/05/2026	Risk prognosis, increased
18/04/2026	Companyscore, increased
18/04/2026	Risk prognosis, decreased
19/02/2026	Risk prognosis, decreased
19/02/2026	Companyscore, increased
12/02/2026	Risk prognosis, increased
12/02/2026	Companyscore, decreased
25/11/2025	Companyscore, decreased
25/11/2025	Risk prognosis, increased
02/04/2025	Companyscore, changed

## 05. OWNER AND BOARD INFORMATION

### Current Directors

Name	Address	Date of Birth	Function
Anmarkrud, Espen	Leirskogvegen 647 2930 BAGN	15/12/1956	Chairman of the board

### Shareholders

Shareholder Name	Percentage share
Manelyn Buhawe Anmarkrud	50%
Audrius Navalinskas	50%

### Signature & Procurement

Signatures	Styrets medlemmer hver for seg.
Procurement	No data available

### Group Structure

No Group Structure information available for the company

## 06. COMPANY INFORMATION

---

### Company Name

EA BYGG & EIENDOM AS

### Company Number

935294576

### Safe Number

NO165963427

### Legal form

AS

### Share Capital

30,000 NOK

### Website Address

-

### E-mail address

-

### VAT

Yes

### Registration Date

01/04/2025

### Address

Leirskogvegen 647, 2930 BAGN

### Auditor

Not specified

### Industry code

68.110 industry-codes.68.110

### Number of Employees

1-4

### City

BAGN

### Country

NO

---

Main Industry Code & Description	68.110 industry-codes.68.110
----------------------------------	------------------------------

Sector Code	2100
-------------	------

## 07. PAYMENT REMARKS

Payment Remarks Yes

### Remarks of Payment (Negative)

Type	Date	Source	RefNr	Amount	Creditor	Status
DISTRAINT	26/06/2026	Løsøreregisteret	1001228177	183.789	INNKRIVINGSMYNDIGHETEN	-

### Voluntary Pledge (Not Negative)


Type	Date	Amount	Source	RefNr	Creditor	Status
-	-	-	-	-	-	-

## 08. KEY FINANCIALS

### Key financials

Note: All values displayed in 1000

Year to date	Total operating income	Profit Before Tax	TOTAL EQUITY
31/12/2025	2 242	-197	-173



## 09. COMPLETE ACCOUNTS

### Results

Note: All values displayed in 1000

Financial year	2025
Currency	NOK
Consolidated Accounts	No
Sales Revenue	2 242
Other operating income	0
<b>Total operating income</b>	<b>2 242</b>
Cost of stocks	1 630
Change in stock of work in progress and finished goods	0
Change in work in progress	0
Wages & Salaries	456
Depreciation	0
Write down of tangible and intangible fixed assets	0
Other operating expenses	352
<b>Total Operating expenses</b>	<b>2 438</b>
<b>Operating Profit</b>	<b>-196</b>

Other Interest income	0
Other financial expenses	1
<b>Total Net Finance</b>	<b>-1</b>
<b>Profit Before Tax</b>	<b>-197</b>
<b>Tax</b>	<b>0</b>
<b>Profit After Tax</b>	<b>-197</b>
<b>Extraordinary Result</b>	<b>0</b>
Tax on extraordinary result	0
Minority share before year result	0
<b>Net Result After Dividends</b>	<b>-197</b>
Dividends	0

## Assets

Note: All values displayed in 1000

Research and development	0
Concessions, patents, licences trademarks and similar rights	0
Deferred tax asset	0
Goodwill / intangible assets	0
Other intangible fixed assets	0

<b>Intangible Assets</b>	0
Land & Buildings	0
Plant & Machinery	0
Operating equipment, fixtures, fittings, tools, office machines, etc.	0
<b>Total Tangible Assets</b>	0
Other fixed assets	0
<b>TOTAL FIXED ASSETS</b>	0
Raw materials and purchased semimanufactured goods	0
Finished goods	0
Other inventories	0
<b>Total inventories</b>	0
Trade Receivables	0
Other Receivables	13
Receivables to companies in the same group	0
<b>Total receivable</b>	13
<b>Total funds / bank / post</b>	72
<b>TOTAL CURRENT ASSETS</b>	86
<b>TOTAL ASSETS</b>	86

## Equity and Liabilities

Note: All values displayed in 1000

Share Capital	30
Own shares (treasury stock)	0
Share Premiem Reserve	0
Other contributed equity	0
<b>Total equity deposits</b>	<b>30</b>
Minority interests (Groups)	0
<b>Total Retained Earnings</b>	<b>-203</b>
<b>TOTAL EQUITY</b>	<b>-173</b>
Long Term Pension Commitments	0
Other Long Term Loans	0
Long Term Liabilities to Financial Institutions	0
Long-term group contribution liabilities	0
<b>TOTAL LONG TERM LIABILITIES</b>	<b>0</b>
Short Term Liabilities to Financial Institutions	0
Trade Creditors	39
Short Term Liabilities to Group	0
Other Creditors	0

Other Short Term Liabilities	220
<b>TOTAL CURRENT LIABILITIES</b>	<b>259</b>
<b>TOTAL LIABILITIES</b>	<b>259</b>
<b>Total liabilities and equity</b>	<b>86</b>

## Miscellaneous

Note: All values displayed in 1000

Total Exports	0
Working Capital	-173
Net Worth	-173
Capital Employed	-173
General manager salary	0
Auditor's remuneration	0

## Ratios

Pre-Tax Profit Margin	-8.79
Return on Capital Employed	113.87
Return on Total Assets Employed	-229.07
Return on Net Assets Employed	113.87

Sales / Net Working Capital	-12.96
Stock Turnover Ratio	0
Debtor Days	N/A
Creditor Days	6.35
Current Ratio	0.33
Liquidity Ratio / Acid Test	0.33
Current Debt Ratio	-1.5
Solvency Ratio	0
Equity In Percentage	-201.16
Total Debt Ratio	-1.5

## Auditors Remarks

Date	Comment
-	-

## 10. ANNOUNCEMENTS

---

### Announcements

*NB: Only last 15 events shown in the Graph*

Date	Announcements Type
30/05/2026	Approved end of year report and accounts
02/02/2026	Change of board of directors
11/12/2025	Change of board of directors
14/06/2025	Change of board of directors
24/05/2025	Change of signature
24/05/2025	Change of date in articles of associaton
01/04/2025	New registration